

STAINES 5WD

TANDEM FIFTH WHEEL DOLLY



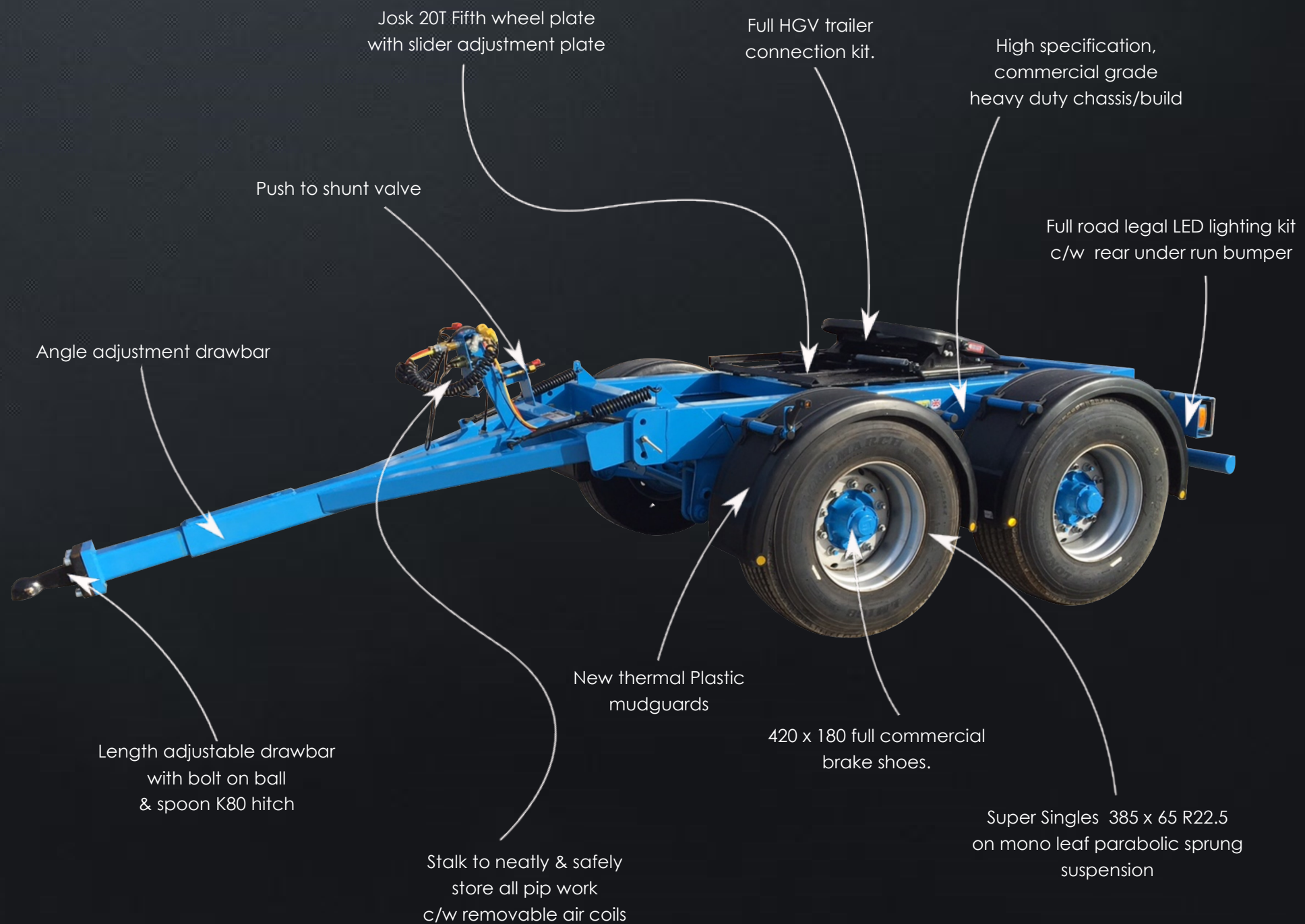
Our Staines fifth wheel dolly's are designed for connection to a tractor unit, truck or prime mover vehicle with strong traction power.

Consisting of a kingpin, a vertical steel pin protruding from the bottom of the front of the dolly and a horse shoe shaped coupling, called a fifth wheel on the rear of the towing vehicle. As the connected truck turns, the downward facing surface of the dolly rotates against the upward facing surface of the fixed fifth wheel.

Allowing you moveability without a front, engine driven, cab and giving you towing stability, while increasing transport efficiency.

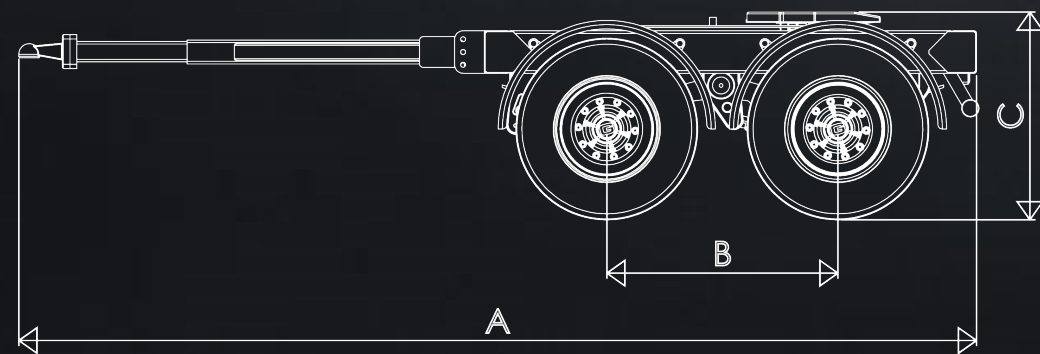
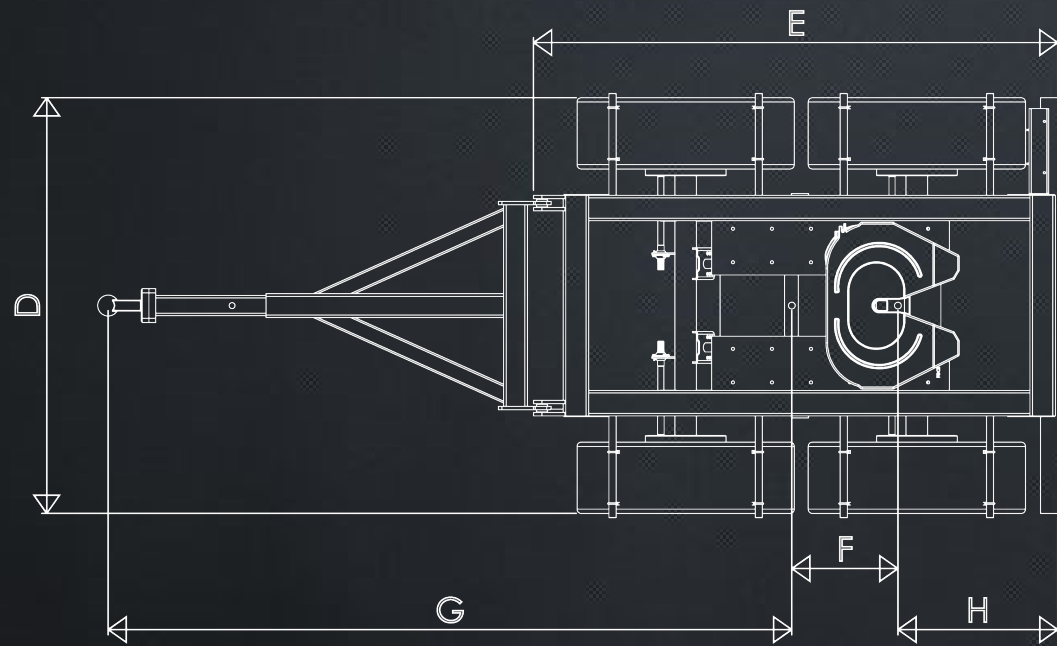
TRAILER SPECIFICATION

Model	5WD-A
Carrying Capacity	20T
Trailer Chassis	250 x 150 x 8mm RHS
Hitch	Bolt on heavy duty ring hitch—50mm tow eye or K80 ball and spoon plate
Axles	Commercial 10 stud
Suspension	Commercial parabolic mono leaf suspension
Tyres	385 / 65 R22.5
Braking	Air only brakes with load sensing
Lighting	12/24v LED tail lights and warning triangle reflectors. 12/24v LED front quarter front rear markers.
Paint	Twin pack, high gloss polyurethane paint



STAINES 5WD

TANDEM FIFTH WHEEL DOLLY



DOLLY SPECIFICATION

Overall Length	A	5600mm
Wheel Centres	B	1360mm
Height of 5th wheel plate to floor finish (wheel & tyre size can vary))	C	1250mm
Overall Width	D	2450mm
Trailer Chassis	E	3090mm
Slider Adjustment	F	625mm
Hitch to front adjustment	G	4030mm
Back adjustment to rear of trailer	H	945mm